

Portfolio
2020



*now
nothing is
impossible*

ASIS LAM
DECORATIVE LAMINATES



*now
nothing is
impossible*



Portfolio 2020

Architects and designers around the world rely on surface design to create dramatic signature statements. However, at ASIS we see the secret lives of designs, select them, give them best matching surface texture for curator's creation.

Our laminate is designed to accommodate to infinitely expand surface possibilities. From bedroom and kitchen to office interiors and more, our surfaces unite beauty, durability and environment responsibility. They are engineered to invite creativity, yet satisfy real world budgets and time lines.

Our surfaces, your vision...

ASIS LAM
DECORATIVE LAMINATES

MIRROR

Design

*is a logical
dream that
will come
true*



MR 4100

VINTAGE WHITE




MR 4101

VINTAGE BROWN



MR 4104
ROVERE
LIGHT



MR 4105

ROVERE DARK





MR 5082

LIMBALI



MR 4526

CIVITA



MR 5080

BRENT WOOD



MR 5121

SUMMER WILLOW



MR 5122

WINTER WILLOW



MR 5133

SOURWOOD



MR 5077

WENGE METTALINO



Creative
*preparing you for
inspiration*



Dream

*Measuring dreams
for building future*



MR 7102

SEVILLA



MR 4510

ROSY MAHOGANY




MR 5130

CANARY WOOD



MR 4107

GOLDEN VENEER



MR 3106

BUROAK




MR 5134

MARCHE





MIRROR



MR 9541

PIETRA LIGHT



MR 9542
PIETRA DARK



MR 7027

HAWAI CREAM



MR 7251

CAPELLA GREY



MR 7252

CAPELLA COPPER




MR 7028

HAWAI GREY



*design is a logical dream
that will come true*






MR 7103

PLOMO

MIRROR



MR 7041

WINTER



MR 7040

SUMMER

*Measuring dreams
for building future*



MR 7043

GOLDEN MEADOW



MR 7042

SILVER MEADOW



MR 7045

SILVER ROSES



MR 1002

FROSTY WHITE




MR 8016

SILVER PEARL



MR 1111

BARBIE



MR 1022

PARROT GREEN



MR 1121

AZURE



MR 1158

BLOODY MARY



Dream

REFINED
MATT

Creative



RM 9015

CARBAHLO



RM 1032
BLACK



RM 4113

DARK MASTIC



RM 9014

COCOPLUM



RM 4112

LIGHT MASTIC



Creative

preparing you for inspiration

**REFINED
MATT**



RM 4101

VINTAGE BROWN



RM 4107

GOLDEN VENEER




RM 5125

EUROPEAN YEW




RM 4100

VINTAGE WHITE




RM 5142

TORNILLO



RM 4402



RM 1002
FROSTY WHITE

EBIARA



Dream

*Measuring dreams for
building future*

Creative

REFINED
MATT



RM 7027

HAWAI CREAM



RM 7028

HAWAI GREY



RM 5133

SOURWOOD



RM 7054

ROMERO



RM 9543

BUNRATTY OAK



RM 4526

CVITA



RM 3043

TAMARIND



Creative
*is a logical dream
that will come true*

Design

*is a logical
dream that
will
come true*




NA 5142

TORNILLO



NA 5125

EUROPEAN YEW



NA 5123

MARIANO



NA 4107

GOLDEN VENEER



NA 4108

VERAWOOD



NA 4402


EBIARA



Design

OAK

Creative 
*preparing you for
inspiration*



OAK 4113



OAK 4112
LIGHT
MASTIC

DARK MASTIC



OAK 4404

CORDIA




OAK 3107

SORREL




Creative

OAK



OAK 5142

TORNILLO



OAK 1002
FROSTY
WHITE



OAK 1032

BLACK



OAK 4402

EBIARA



OAK 4506

CONIWOOD DAY



OAK 4507

CONIWOOD EVE

OAK



OAK 5123

MARIANO



OAK 5125

EUROPEAN YEW



OAK 5124

LOCARNO



Creative

*preparing you for
inspiration*



OAK 9543

BUNRATTY OAK



OAK 3042

RED SPRUCE



OAK 3041


WHITE SPRUCE



Creative




CW 3042 RED SPRUCE




CW 8016 SILVER PEARL



CW 1032 BLACK



CW 5133 SOURWOOD



CW 1002 FROSTY WHITE



CW 3041 WHITE SPRUCE

Design
is a logical
dream that will
come true



ILLUSION



LLU 9541

PIETRA LIGHT




LLU 3041

WHITE SPRUCE



LLU 3042

RED SPRUCE



LLU 9542

PIETRA DARK



HAND SCRAPPED



HS 9505

PALETTE KIWI



HS 9534

PALETTE SULA



HS 5016

WENGE

Dream

*Measuring dreams for
building future*

HAND
SCRAPPED



HS 5111 GOLDEN WENGE



HS 4101



HS 4100
VINTAGE
WHITE


*Creative
is a logical dream
that will come true*



HS 1002 FROSTY WHITE




HS 1032 BLACK



VINTAGE BROWN



HS 1022 PARROT GREEN



HS 1031 RED



HS 1158 BLOODY MARY

STONE



STO 9801

LEVANTO



STO 9540
SEMOLINA



STO 7103

PLOMO



STO 7027

HAWAI CREAM



STO 7028

HAWAI GREY



Design

*is a logical dream that
will come true*

LEATHERITE




LT 1032 BLACK




LT 7052 TUSKANO



LT 7051 TUSKER




LT 1002 FROSTY WHITE



LT 1011 PEBBLE



LT 1004 IVORY



LT 1006 SILVER GREY



LT 4526 CIVITA



LT 4402 EBIARA



Creative
*preparing you for
inspiration*

Dream

*Measuring dreams
for building future*



AMAZE



AMZ 3042

RED SPRUCE



AMZ 5103

SOLAR OAK



AMZ 5124

LOCARNO



AMZ 5016

WENGE



AMZ 4038

LIGHT ACACIA



AMZ 4108

VERAWOOD



AMZ 4039

MOLDAU ACASIA




AMZ 5045

NATURAL LAPACHO



Creative
*preparing you for
inspiration*



SW 4402

EBIARA



SW 7101
ICONIC




SW 5142

TORNILLO



SW 5103

SOLAR OAK



SW 5104

LUNAR OAK



SW 9626

DENSE WOOD

VIBRATION




VA 5024

FOREST WALNUT




VA 4051

CINA SAPELLI



VA 4037

MAHOGANY




VA 3105

ESPANA OAK



VA 5075

LIMBA WHITE



VA 2451

JUNGLE WALNUT



VA 4526

CIVITA



Dream

*Measuring dreams
for building future*



VA 1002

FROSTY WHITE



VA 1022

PARROT GREEN



VA 5076


LIMBA BROWN




TWINKLE



TWN 5075 LIMBA WHITE




TWN 1002 FROSTY WHITE



TWN 1161 PETROL BLUE



TWN 5076 LIMBA BROWN



TWN 5130 CANARY WOOD

SHOWER



SHW 5046



SHW 9650

DYED LAPACHO

HAZEL NUT



SHW 4100

VINTAGE WHITE



SHW 4101

VINTAGE BROWN

Creative
is a logical dream
that will come true



QC 5133

SOURWOOD



QC 1002
FROSTY
WHITE



QC 9539

CASANORA



QC 5142

TORNILLO



QC 3043

TAMARIND



QC 5114

ROYAL OAK



QC 4510

ROSY MAHOGANY



QC 5041

WILD WENGE



DESIGN

VINTAGE



VN 1002 FROSTY WHITE



VN 1032 BLACK



VN 3039 EVITA



VN 9539 CASANORA



VN 5134 MARCHE



VN 3040 BROWN LARCH




VN 9650 HAZEL NUT

PRESTIGE




PS 4038 LIGHT ACACIA




PS 5045 NATURAL LAPACHO



PS 4039 MOLDAU ACASIA



PS 5044 POLISHED LAPACHO



PS 5124 LOCARNO



Creative
*preparing you for
inspiration*


ALPHA



AP 4038 LIGHT ACACIA



AP 4039 MOLDAU ACACIA



AP 1002 FROSTY WHITE



AP 5016 WENGE



AP 4043 NATURAL WALNUT




AP 4051 CINA SAPELLI



AP 5036 RICH PINE



PA 1001 SUPER WHITE



PA 1161 PETROL BLUE



PA 2819 SWISS OAK



PA 2820 INDIAN OAK



PA 9613 PALO SANTO

PULSE

Dream
*Measuring dreams
for building future*



PA 2447 WALNUT



PA 9534 PALETTE SULA

Dream

Design

*is a logical dream
that will come true*

VENZA



VZ 5041 WILD WENGE



VZ 5076 LIMBA BROWN



VZ 5075 LIMBA WHITE




VZ 2819 SWISS OAK




VZ 2820 INDIAN OAK



VZ 5046 DYED LAPACHO



VZ 5044 POLISHED LAPACHO



VZ 5045 NATURAL LAPACHO

GRAPH
TEXTURE



GT 1002 FROSTY WHITE




GT 1006 SILVER GREY



GT 1008 SLATE



GT 1120 LEMON




GT 1027 ELECTRIC BLUE



GT 1032 BLACK


HAIR
BRUSH




HB 1002 FROSTY WHITE




HB 1006 SILVER GREY



HB 1008 SLATE



HB 1004 IVORY



HB 1011 PEBBLE



HB 1158 BLOODY MARY



HB 1032 BLACK

Creative

*preparing you for
inspiration*



GT 1111 BARBIE



GT 1114 FORT



GT 1158 BLOODY MARY




dream

D

Dream

Measuring dreams for building future



SD 4113



SD 4112
LIGHT
MASTIC

DARK MASTIC




SD 9543

BUNRATTY OAK



SD 5133

SOURWOOD



WOODS



SD 4105

ROVERE DARK



SD 5075

LIMBA WHITE



SD 5076

LIMBA BROWN



SD 4104

ROVERE LIGHT



SD 4107

GOLDEN VENEER



SD 5114

ROYAL OAK



SD 9644

CREAM ESSENCE




SD 5131

MOABI

Design
*is a logical dream that
will come true*

Creative

WOODS



SD 9014



SD 9015
CARBAHLO




SD 3041

WHITE SPRUCE



SD 3042

RED SPRUCE



SD 5124

LOCARNO



SD 3043

TAMARIND



COCOPLUM

Creative
*preparing you
for inspiration*



SD 9620

LAVISH



SD 3105

ESPANA OAK



SD 9806

CHALET



SD 4506

CONIWOOD DAY



SD 3107

SORREL




SD 4507

CONIWOOD EVE

Dream

*Measuring dreams
for building future*





SD 5120

MAKARATI



SD 7054

ROMERO

Design
*is a logical dream
that will come true*



SD 4108

VERAWOOD



SD 5134

MARCHÉ



SD 3106

BUROAK



SD 5080

BRENT WOOD



SD 4403

SOFT ASH



SD 4404

CORDIA



SD 9807

WALLABA



Measuring dreams for building future



SD 5142

TORNILLO



SD 5115

ANTIQUE OAK



SD 5082

LIMBALI



SD 5123

MARIANO



SD 5081

ELEGANT LUMBER



SD 9615

AUTUMN ELM



SD 4402

EBIARA



SD 9638

FOX ELM



SD 4106

SMOKED OAK



SD 9613

PALO SANTO



SD 4100

VINTAGE WHITE



SD 4101

VINTAGE BROWN



SD 9011

KING WOOD




SD 9534

PALETTE SULA



SD 5125

EUROPEAN YEW



SD 9650

HAZEL NUT

Creative
*preparing you
for inspiration*

Design


WOODS



SD 9539 CASANORA



SD 8015 SALVATION



SD 9505 PALETTE KIWI



SD 4044 BRENTA WALNUT



SD 5130 CANARY WOOD




SD 4526 CIVITA



SD 5045 NATURAL LAPACHO




SD 5044 POLISHED LAPACHO



SD 5029 EUROPEAN PINE



SD 5046 DYED LAPACHO



SD 2447 WALNUT

Dream

Woods

*Measuring
dreams
for building
future*




SD 3040

BROWN LARCH



SD 7102

SEVILLA



SD 7046

PANAREA



SD 4038

LIGHT ACACIA



SD 5101

SAWN LUMBER LIGHT



SD 4039

MOLDAU ACACIA




SD 9010

QUEEN WOOD

Dream



Creative
*preparing you
for inspiration*




SD 9647



SD 9646
WILD
TESTERA

DENSE TESTERA



SD 5122

WINTER WILLOW




SD 5121
SUMMER
WILLOW




Creative

Design




SD 9541



SD 9542
PIETRA
DARK

PIETRA LIGHT



SD 9540

SEMOLINA



SD 9801

LEVANTO



SD 9802

GIALLO



SD 7028

HAWAI GREY



SD 7103

PLOMO



SD 7027


HAWAI CREAM

Design
is a logical dream that will
come true

STONE

Dream

Measuring dreams for building future




SD 7252

CAPELLA COPPER



SD 7251
CAPELLA
GREY

FABRIC PATTERNS



SD 7022

CREAM CREST




SD 7023

GREY CREST



SD 7044

GOLDEN ROSES




SD 7045

SILVER ROSES



SD 7043

GOLDEN MEADOW



SD 7042


SILVER MEADOW

PATTERNS




SD 7040

SUMMER




SD 7041

WINTER



SD 7047

HILL GREY




SD 7048

HILL SLATE




SD 7052

Tuscano




SD 7051

TUSKER



SD 7050

BOLD




SD 7049

CLASSIC

Creative

*preparing you
for inspiration*



SD 5041

WILD WENGE



SD 5113

COFFEE SYCAMORE



SD 5021

ST. GRAIN WENGE




SD 5077

WENGE METTALINO



SD 5024

FOREST WALNUT



SD 5108

SHADOW OAK



SD 2451

JUNGLE WALNUT



SD 5111

GOLDEN WENGE



SD 5016

WENGE



SD 3038

DENVAR OAK



SD 2818

SPANISH OAK



SD 2819

SWISS OAK




SD 4050

ROYAL SAPELLI



SD 5078

MONTEGO



SD 2450

WALNUT PEAR



SD 5106

INSPIRED CHERRY



SD 5039


CLASSIC WALNUT



SD 5026
LIGHT PANEL (HZ)



SD 9521
PALETTE CEDAR DARK (HZ)



SD 9525
PALETTE CRAFT DARK (HZ)



SD 7053 IMPERO



SD 7101

ICONIC




SD 4004 HIGHLAND PINE



SD 5036 RICH PINE



SD 5103 SOLAR OAK



SD 5104

LUNAR OAK

Creative
preparing you for
inspiration



SD 9511

PALETTE GOSHAWK



SD 2820

INDIAN OAK



SD 5118

DARK WAVE



SD 3039 EVITA



SD 9507 PALETTE KITE



SD 5116

YELLOW OAK




SD 9805

MIROLA



SD 9651

MARACAIBO



SD 9626

DENSE WOOD



SD 4065

COFFEE OLIVE



SD 9635

YOKO BELLY



MT 4061 OCEAN TULIP



SD 9510 PALETTE FALCON



SD 9512 PALETTE IBIS



SD 4089 NEO COUNTY



SD 9600 PALETTE SWAN



SD 5065 ROCK STRIPE



SD 9518

PALETTE HAWFINCH



MT 4059 DESERT TULIP



MT 4058 CHOCO TULIP



MT 4062 WILD TULIP



MT 4060 DUSK TULIP



SD 4513

RAW BAMBOO



SD 4048 CREAM BAMBOO



SD 4049 JUNGLE BAMBOO



SD 4515 NATURAL ZEBRANO



SD 4025 ZEBRANO



SD 4069 BRIGHT ZEBRANO



SD 4070 BLACK ZEBRANO



SD 4076 FOREST LARCH



SD 4006 LARCH



SD 4037

MAHOGANY



SD 3008 THANSAU MAPLE



SD 3005 SAYONA BEECH



SD 3026 COPE MAPLE



SD 3001 MANGFALL BEECH



SD 4036 ALBERTA MAPLE



SD 3002 INN TAL BEECH



SD 3003 BAVARIAN BEECH



SD 4017 FLORENCE PEAR



SD 3035 CREAM LINES



SD 4073 LIGHT ANEGRE



SD 4043 NATURAL WALNUT



SD 4046 SIAM TEAK



SD 4034 KHAYA MAHOGANY



SD 4013 NYANA TEAK



SD 4051

CINA SAPELLI



SD 4012 OXFORD CHERRY




SD 6016 CHERRY BEECH



SD 5032 LIGHT MAHOGANY



SD 4510 ROSY MAHOGANY



SD 7012

NATURAL CARARA




SD 9602 PALETTE WREN




SD 8016 SILVER PEARL

METALS



PA 1132 BRUSH SILVER



MT 1132 BRUSH SILVER



MT 1133 BRUSH BRONZE



MT 1134 BRUSH GOLD



SD 1001
SUPER WHITE




MT 1001
SUPER WHITE



GL 1001
SUPER WHITE



SD 1002
FROSTY WHITE



MT 1002
FROSTY WHITE



SD 1128
CANADIAN WHITE



MT 1128
CANADIAN WHITE



SD 1202
RICH IVORY



SD 1003
MYSORE IVORY



SD 1106
PEANUT



SD 1006
SILVER GREY



SD 1103
METAL GREY



SD 1007
GOTHIC GREY




SD 1034
HONGKONG BLUE



SD 1121
AZURE



SD 1027
ELECTRIC BLUE



SD 1116
PASTEL PINK




SD 1111
BARBIE



SD 1150
DARK ORANGE



SD 1115
FLAME



SD 1119
MARY PINK



SD 1114
FORT



SD 1031
RED



SD 1158
BLOODY MARY

PLAIN COLOURS



SD 1004
IVORY



MT 1004
IVORY



SD 1005
BEIGE



SD 1120
LEMON



SD 1142
CHIARO



SD 1019
MARY GOLD



SD 1151
MANGOLA



SD 1011
PEBBLE



SD 1157
OLIVE



SD 1022
PARROT GREEN



SD 1161
PETROL BLUE



SD 1008
SLATE



SD 1032
BLACK




MT 1032
BLACK




GL 1032
BLACK




CHALK BOARD & MARKER BOARD



MR 1203 MARKER BOARD



GL 1129 GRAPHIC MARKER



SD 1033 CHALK GREEN



ASIS endeavors to deliver high-tech products conforming to the latest trends. Our entire range encompasses innovation designs with vivid colours, yet ensuring closeness to the nature with its simplicity and beauty.

Moreover the permutations & combination, textures & finishes appeal to your moods and sense. Variety is the spice of life, indeed!

WHY ASIS LAM

- Indigenous world standard machinery ensures world class quality
- Manufactured with specially formulated in-house resin for long term use which retains to original Gloss and colour
- The primary pigment in our imported base or design paper from reputed manufacturers in Europe
- Gives colour consistency & fastness
- Italian mould plates, which impart the ultimate surface texture/finish, are used
- Introduces new and vibrant special Shades to the market
- The unique technology with strong in-house R & D makes ASIS Lam a superior product in design, Finish, range, variety and quality
- ASIS Lam is available in Extraordinary finishes Suede, Matt, Glossy with 13 (Thirteen) Special Textures in 1.0 MM thickness (other thickness is available on request)
- World class R & D, the laboratory is well equipped with the latest technology and the best of talent
- Consistent Weight more than 4.3 kg. And a high density is maintained for every sheet offered.
- Durability with extra power and strength to resist abrasion
- Well sanded rear etched by Imported machines makes it Carpenter friendly having better adherence to the substrate
- Reduce adhesive consumption—Double sanding belt is used to give a polished roughness, which reduces adhesive consumption by approximately 20%

- The papers for ASIS Lam 1.0MM are specially selected, impregnated with Melamine and Phenolic resins and then pressed together under heat & very high pressure
- ASIS Lam confirms to Indian and International Quality standards

Warranty:

ASIS warrants that its products are free from manufacturing defects and that they are fit and suitable for usual purpose under normal and proper use.

The product must be inspected prior to installation and our liability will be limited to the extent of the cost of product only.

The product must be inspected thoroughly before its use, No claim for the visual defects will be accepted or entertained if the product is cut or altered in any manner

Note: The ASIS Lam Shade Card is Not For Sale, the Sample Swatch only represents the design, colour and finish. It does not represent the actual thickness.

GLOSSARY OF TEXTURES:

Alpha (AP), Amaze (AMZ), Charm Wood (CW), Graph Texture (GT), Hair Brush (HB), Hand Scrapped (HS), Illusion (LLU), Leatherite (LT), Mirror (MR), Nature (NA), Oak (OAK), Prestige (PS), Pulse (PA), Q Cut (QC), Refined Matt (RF), Sawn (SW), Shower (SHW), Stone (STO), Suede (SD), Twinkle (TWN), Venza (VZ), Vibration (VA), Vintage (VN)



Decorative Laminates

ASIS Decorative Laminates are made by giving a hard base to lamination papers with Melamine resins and thereby increasing life of the paper which in turn safeguard the colour and brightness of the paper. Combined with an enviable abrasion resistance, our decorative laminates ensure long durability to the life of the colour. Our decorative laminates are an integral part of India's furniture industry. Besides decorative laminates, we also manufacture Post forming, Compact, Unicolour, Fire retardant, Chalk & Marker grade and Switch board panel

Post Forming Laminates

ASIS Post forming laminates are intended to use on interior surface where it is necessary that the laminate rolls in a simple radius over the substrate. There is no seam around corners and a smooth, even laminated surface. These can be bent without losing the grain or pattern and with a range of woodgrains and solids shades those curves you are looking for will definitely reveal the amazing aesthetics you have planned for. It mainly used for counters, desktops, cabinets and drawer panels. ASIS Post forming laminates is available in thickness of 0.6MM.

Compact Laminates

ASIS Compact Laminates composition allows drilling, machining, sawing and chiseling. It is ideal for partitions, paneling, Lab furniture, worktops, modular restroom cubicles and also ideal for both horizontal and vertical applications where the surface should be functional, durable and decorative. These are made by layering phenolic resin impregnated 'A' grade Kraft paper with melamine impregnated colour/design paper on both side. The product is produced under strict process control parameters and is available in various thicknesses such as 4mm/6mm/8mm/9mm/12mm/18mm.

Fire Retardant Laminates

ASIS Fire Retardant Laminates are designed for applications requiring flame and smoke resistance. Keeping your interiors safe is one of the most important things to consider while planning them. Not just beautiful, these laminates guarantee a

more secured environment. They are treated with imported fire retardant chemicals that delay the temperature rise, making it more resistant to fire. They can be safely utilized on surface on Kitchens, Cinema halls, Malls etc. The product is available in colours of vendor choice.

Marker Grade Laminates

ASIS Marker Grade Laminates provide solution to your Board Room presentations. The white marker grade laminates has excellent properties of stainless writing and rubbing and this ideally replaces the black board, oil painted white boards & acrylic sheets etc. ASIS Marker Grade Laminates can be used extensively in Schools, College, Banks, Railway Stations, Bus Stands, Restaurants, tuitions classes and other public places. The writings look very sharp in appearance as compared to other kind of boards. For excellent result white board writing markers are recommended

Chalk Grade Laminates

The Chalk Grade Laminates are used to make writing boards where our normal white chalks can be used for writing. The chalk grade laminates are generally available in fast colours like Dark Green, Navy Blue, Coffee or Burgundy colour. The consumption of chalk is too less and leaves extremely low residue on the sheet with normal dry cloth. The high abrasion property ensures long life of board surface. The texture of the laminates is designed to give sharp appearances to the written matter. This is an ideal replacement to the stone made black / green boards. Rags or cloth made boards. Used extensively in Schools, Colleges, banks and other public places

Switch Board Panel

ASIS Presenting Switch board panel, add life to your switches and experiment as much as you want. Our switch board panels are manufactured under strict process control, by layering phenolic resin impregnated 'A' grade Kraft paper with melamine impregnated decorative base paper. These switch board panels are available in 2.5mm thickness and 3.00mm thickness.

ASIS Particle boards are very versatile and can be used for all types of interior applications. We manufacture the best quality of plain and pre-laminated particle boards specially to suit your various requirements. ASIS Pre laminated particle boards is available in widest range. Our Grade I boards are for Exterior use and Grade II are for interior use. Our expertise and European technology enables us to cater to different size requirements for different clients. While the sophisticated impregnation line, together with our in-house resin manufacturing, makes our boards far superior than those available in the market. At ASIS, we believe in maintain the high quality standards that have earned us our BIS and ECO marks. That is why we have a completely imported dust control and environment protection system at our facility. We also have the best in world machinery

Medium density fibreboard is the newest development in the wood panel industry. It is made from wood and other lignocelluloses materials, refined into fibers and reconstituted with a resin binder which is carried out at elevated temperature and pressure, and then sanded to uniform and precise thickness to get best quality plain and Pre laminated MDF Boards. ASIS MDF is Eco friendly and has good bonding, strength and resistance to compression, and so can be used for applications like Flooring, partitions and table tops. ASIS Pre laminated MDF is resistant to abrasion, household chemicals, steam, cigarette burns and cracking. Both plain and prelaminated MDF confirms to Indian & International quality standards.

It gives immense pleasure to inform that our associates have introduced top quality Plywood, Block board and Doors manufactured from its newly state of the art facility at Roorkee. We have 6 (Six) Hot press with pre pressing and auto loading equipment and is all set to become the largest producer of Plywood and related products from single location anywhere in India. We are utilizing imported Gurjan core, face and pine frames from neighboring countries to offer best quality of product in a wide new range.

ASIS Laminated Flooring is one of the most important aspects of both offices and homes. And this new decade demands new solutions like laminated flooring. Made with pre laminated HDF boards, our flooring has on overlay coating to give better abrasion resistance. ASIS laminated flooring is highly adaptable, in which the design and décor can be customized to suit anyone's aesthetic tastes. It is a great product for the more adventurous who prefer do-it-yourself installations, making it perfect for anyone who wants to renovate both their homes and their lives.

Our laminated flooring is manufactured with sophisticated, computerized technology to create realistic designs. The top wear layer is incredibly durable and easy to care. It is also impervious to most stains, spills and burns and extremely scratch resistant

Premises with out door are like a married woman having no vermilion on forehead. We recognize its importance that is why we provide to our customers designer doors to add elegance to his dream project. The doors are sturdy, water and heat resistant properly covered with imported membrane foil. The mother frame is composed of battens using Phenol Formaldehyde Synthetic resin with suitable strength which ensures that doors don't warp.

ASIS have set up a huge and modern facility at Uttarakhand plant. Well equipped with membrane press, Edge profiles, Edge banding and Post forming facility, we are aiming at delivering interior solutions of any kind to the country like Kitchen shutters & cabinets, knockdown, partitioning system with cubicles, storage units, dining and bedroom furniture, work stations, student furniture, to name a few. In short, we aim to be top-of-mind for customers when they think of any furniture or interiors.

Choose from a range of texture designs to add that extra bit of glamour to your space. From spirals to waves and abstracts to precision art, the product and design are versatile enough for you indulge your creativity in. ASIS Deco is preferred internationally by designers for designing exclusive areas like Lounges, Clubs, Restaurants and public spaces like Banks, Fashions Stores. It is also apt for any décor that wishes to embody opulence and class. A surprisingly practical and convenient piece de resistance of any site go classic, go whacky, go artistic or go ultra modern ASIS Deco Panel makes its marks, thus ensuring that you make yours too. ASIS Deco Panel is available in 12mm thickness and 8'X4' Size.

ASIS has tied up with Probos – Plastic, SA one of the worlds largest manufacture of this product, exporting its production to more than 60 countries, under the Proadee brand name to manufacture the product in collaboration with Probos in India, besides distributing their product to Indian furniture industry. Our range of edges (PVC, ABS and other polymers) comprehends more than 3,000 references of solid colours and wood grain patterns with several surface grains available in different widths and thicknesses.

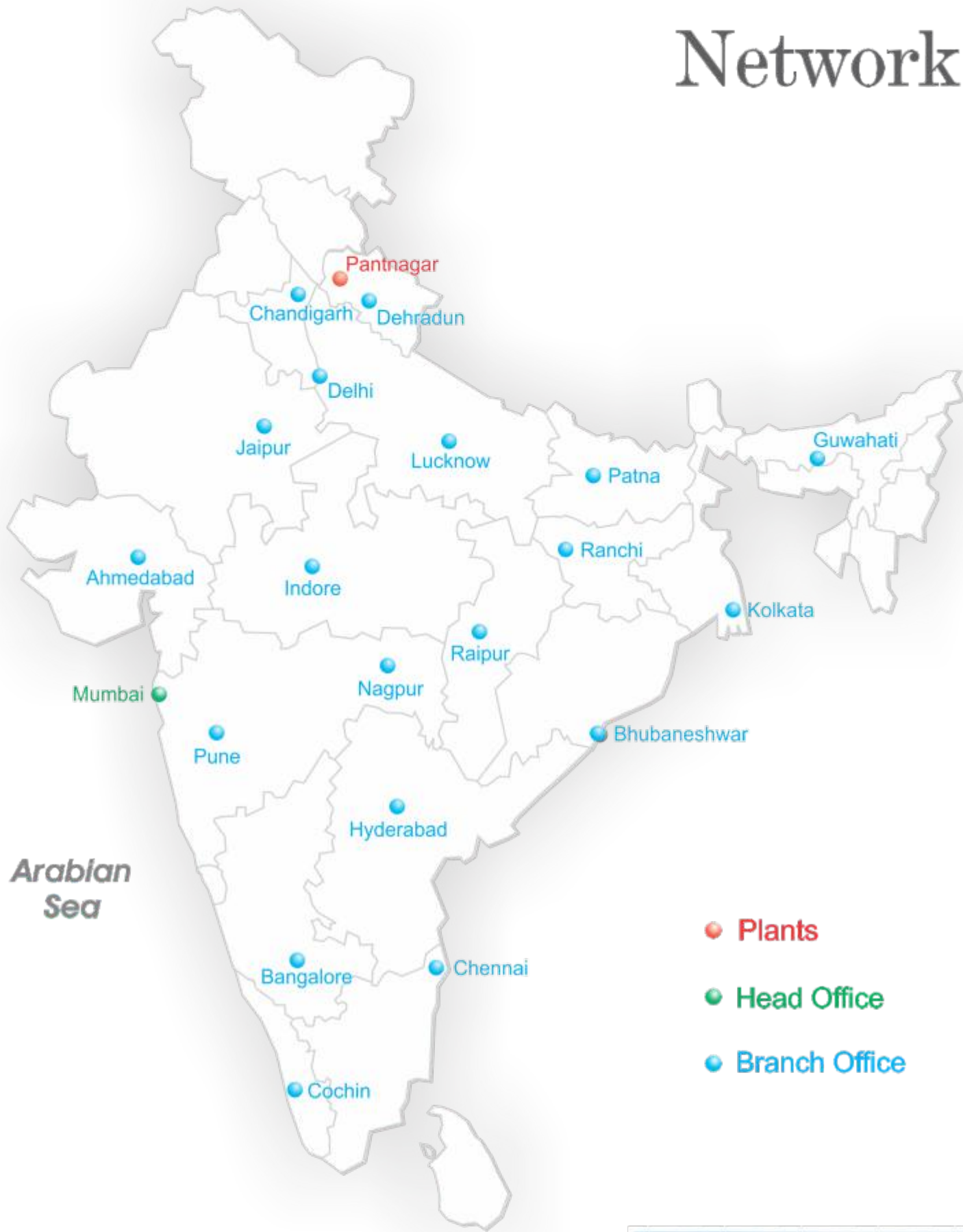
Technical Specification - 1mm

Properties	As per IS: 2046 - 1995	ASIS Lam
Thickness	1.0 mm (+-0.1mm)	1.0 mm (+-0.05mm)
Resistance to surface wear	≥350 (revolutions)	> 400
Resistance to immersion in boiling water		
Mass increase	10.0% (Max.)	6.0
Thickness increase	11.8% (Max.)	7.0
Resistance to dry heat 180°C	Should pass test	Complies
Dimensional stability at deviated temperature		
Longitudinal	0.55% (Max.)	0.35
Transverse	1.025% (Max.)	0.75
Dimensional stability at 20°C		
Longitudinal	0.375% (Max.)	0.275
Transverse	0.60% (Max.)	0.48
Resistance to impact by small diameter ball	20N (Min)	25N
Resistance to cracking	Should pass test	Complies
Resistance to scratching	2N (Min.)	3N
Resistance to staining	Should pass test	Complies
Resistance to colour change	Wool Standard	
1. In Xenon light	6	6
2. In Enclosed Carbon ARC light	5	5
Resistance to cigarette burns	3	3
Resistance to steam	4	4
Appearance	Free from surface defects	Complies
Specific gravity gm/c.m ³		1.36 (Min)

Technical Specification - 1.5mm

Properties	As per IS: 2046-1995	ASIS Lam
Thickness	1.5 mm (+-0.1mm)	1.5 mm (+-0.05)
Resistance to surface wear	≥350 (revolutions)	> 450
Resistance to immersion in boiling water		
Mass increase	7.5 % (Max.)	5.5
Thickness increase	8.5 % (Max.)	7.0
Resistance to dry heat 180°C	Should pass test	Complies
Dimensional stability at deviated temperature		
Longitudinal	0.44 % (Max.)	0.30
Transverse	0.86 % (Max.)	0.65
Dimensional stability at 20°C		
Longitudinal	0.31 % (Max.)	0.23
Transverse	0.49 % (Max.)	0.38
Resistance to impact by small diameter ball	20N (Min.)	30N
Resistance to cracking	Should pass test	Complies
Resistance to scratching	2N (Min)	3.5N
Resistance to staining	Should pass test	Complies
Resistance to colour change	Wool Standard	
1. In Xenon light	6	6
2. In Enclosed Carbon ARC light	5	5
Resistance to cigarette burns	3	3
Resistance to steam	4	4
Appearance	Free from surface defects	Complies
Specific gravity gm/c.m ³		1.4 (Min)

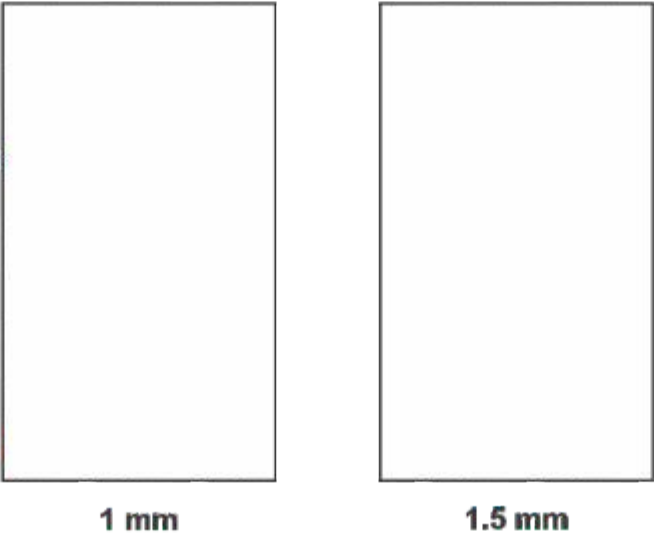
Network



Call us for more information on our

TOLL FREE NO. 1800228485

From MTNL & BSNL Network Only



Thickness
 Guaranteed thickness and high quality back sanding.
 • ASIS LAM is available in 1mm & 1.5mm thickness (Other thickness are available on request)
 • ASIS LAM is available in the size of: 2440mm x 1220 mm (8'x4')



INDEX

Sr. No.	Design No.	Design Name	Finish	Page No.
1	1001	SUPER WHITE	PA	48
2	1001	SUPER WHITE	GL	89
3	1001	SUPER WHITE	MT	89
4	1001	SUPER WHITE	SD	89
5	1002	FROSTY WHITE	MR	10
6	1002	FROSTY WHITE	RM	14
7	1002	FROSTY WHITE	OAK	21
8	1002	FROSTY WHITE	CW	26
9	1002	FROSTY WHITE	HS	30
10	1002	FROSTY WHITE	LT	33
11	1002	FROSTY WHITE	VA	40
12	1002	FROSTY WHITE	TWN	41
13	1002	FROSTY WHITE	QC	43
14	1002	FROSTY WHITE	VN	45
15	1002	FROSTY WHITE	AP	47
16	1002	FROSTY WHITE	GT	51
17	1002	FROSTY WHITE	HB	52
18	1002	FROSTY WHITE	MT	89
19	1002	FROSTY WHITE	SD	89
20	1003	MYSORE IVORY	SD	89
21	1004	IVORY	LT	34
22	1004	IVORY	HB	52
23	1004	IVORY	MT	90
24	1004	IVORY	SD	90
25	1005	BEIGE	SD	90
26	1006	SILVER GREY	LT	34
27	1006	SILVER GREY	GT	51
28	1006	SILVER GREY	HB	52
29	1006	SILVER GREY	SD	89
30	1007	GOTHIC GREY	SD	89
31	1008	SLATE	GT	51
32	1008	SLATE	HB	52
33	1008	SLATE	SD	90
34	1011	PEBBLE	LT	34
35	1011	PEBBLE	HB	52
36	1011	PEBBLE	SD	90
37	1019	MARY GOLD	SD	90
38	1022	PARROT GREEN	MR	10
39	1022	PARROT GREEN	HS	30
40	1022	PARROT GREEN	VA	40
41	1022	PARROT GREEN	SD	90
42	1027	ELECTRIC BLUE	GT	51
43	1027	ELECTRIC BLUE	SD	89
44	1031	RED	HS	30
45	1031	RED	SD	89
46	1032	BLACK	RM	11
47	1032	BLACK	OAK	22
48	1032	BLACK	CW	25
49	1032	BLACK	HS	30
50	1032	BLACK	LT	33
51	1032	BLACK	VN	45
52	1032	BLACK	GT	51
53	1032	BLACK	HB	52
54	1032	BLACK	GL	90

Sr. No.	Design No.	Design Name	Finish	Page No.
55	1032	BLACK	MT	90
56	1032	BLACK	SD	90
57	1033	CHALK GREEN	SD	90
58	1034	HONGKONG BLUE	SD	89
59	1103	METAL GREY	SD	89
60	1106	PEANUT	SD	89
61	1111	BARBIE	MR	10
62	1111	BARBIE	GT	51
63	1111	BARBIE	SD	89
64	1114	FORT	GT	51
65	1114	FORT	SD	89
66	1115	FLAME	SD	89
67	1116	PASTEL PINK	SD	89
68	1119	MARY PINK	SD	89
69	1120	LEMON	GT	51
70	1120	LEMON	SD	90
71	1121	AZURE	MR	10
72	1121	AZURE	SD	89
73	1128	CANADIAN WHITE	MT	89
74	1128	CANADIAN WHITE	SD	89
75	1129	GRAPHIC MARKER	GL	90
76	1132	BRUSH SILVER	MT	89
77	1132	BRUSH SILVER	PA	89
78	1133	BRUSH BRONZE	MT	89
79	1134	BRUSH GOLD	MT	89
80	1142	CHIARO	SD	90
81	1150	DARK ORANGE	SD	89
82	1151	MANGOLA	SD	90
83	1157	OLIVE	SD	90
84	1158	BLOODY MARY	MR	10
85	1158	BLOODY MARY	HS	30
86	1158	BLOODY MARY	GT	51
87	1158	BLOODY MARY	HB	52
88	1158	BLOODY MARY	SD	89
89	1161	PETROL BLUE	TWN	41
90	1161	PETROL BLUE	PA	48
91	1161	PETROL BLUE	SD	90
92	1202	RICH IVORY	SD	89
93	1203	MARKER BOARD	MR	90
94	2447	WALNUT	PA	48
95	2447	WALNUT	SD	68
96	2450	WALNUT PEAR	SD	81
97	2451	JUNGLE WALNUT	VA	40
98	2451	JUNGLE WALNUT	SD	80
99	2818	SPANISH OAK	SD	80
100	2819	SWISS OAK	PA	48
101	2819	SWISS OAK	VZ	50
102	2819	SWISS OAK	SD	81
103	2820	INDIAN OAK	PA	48
104	2820	INDIAN OAK	VZ	50
105	2820	INDIAN OAK	SD	83
106	3001	MANGFALL BEECH	SD	87
107	3002	INN TAL BEECH	SD	87
108	3003	BAVARIAN BEECH	SD	87

Sr. No.	Design No.	Design Name	Finish	Page No.
109	3005	SAYONA BEECH	SD	87
110	3008	THANSAU MAPLE	SD	87
111	3026	COPE MAPLE	SD	87
112	3035	CREAM LINES	SD	87
113	3038	DENVAR OAK	SD	80
114	3039	EVITA	VN	45
115	3039	EVITA	SD	83
116	3040	BROWN LARCH	VN	45
117	3040	BROWN LARCH	SD	70
118	3041	WHITE SPRUCE	OAK	24
119	3041	WHITE SPRUCE	CW	25
120	3041	WHITE SPRUCE	LLU	27
121	3041	WHITE SPRUCE	SD	58
122	3042	RED SPRUCE	OAK	24
123	3042	RED SPRUCE	CW	25
124	3042	RED SPRUCE	LLU	27
125	3042	RED SPRUCE	AMZ	35
126	3042	RED SPRUCE	SD	58
127	3043	TAMARIND	RM	16
128	3043	TAMARIND	QC	44
129	3043	TAMARIND	SD	58
130	3105	● ESPANA OAK	VA	39
131	3105	● ESPANA OAK	SD	59
132	3106	● BUROAK	MR	6
133	3106	● BUROAK	SD	61
134	3107	● SORREL	OAK	20
135	3107	● SORREL	SD	60
136	4004	HIGHLAND PINE	SD	82
137	4006	LARCH	SD	86
138	4012	OXFORD CHERRY	SD	88
139	4013	NYANA TEAK	SD	88
140	4017	FLORENCE PEAR	SD	87
141	4025	ZEBRANO	SD	85
142	4034	KHAYA MAHOGANY	SD	88
143	4036	ALBERTA MAPLE	SD	87
144	4037	MAHOGANY	VA	39
145	4037	MAHOGANY	SD	86
146	4038	LIGHT ACACIA	AMZ	35
147	4038	LIGHT ACACIA	PS	46
148	4038	LIGHT ACACIA	AP	47
149	4038	LIGHT ACACIA	SD	70
150	4039	MOLDAU ACACIA	AP	47
151	4039	MOLDAU ACACIA	SD	70
152	4039	MOLDAU ACASIA	AMZ	36
153	4039	MOLDAU ACASIA	PS	46
154	4043	NATURAL WALNUT	AP	47
155	4043	NATURAL WALNUT	SD	87
156	4044	BRENTA WALNUT	SD	68
157	4046	SIAM TEAK	SD	87
158	4048	CREAM BAMBOO	SD	86
159	4049	JUNGLE BAMBOO	SD	86
160	4050	ROYAL SAPELLI	SD	81
161	4051	CINA SAPELLI	VA	39
162	4051	CINA SAPELLI	AP	47

Sr. No.	Design No.	Design Name	Finish	Page No.
163	4051	CINA SAPELLI	SD	88
164	4058	CHOCO TULIP	MT	85
165	4059	DESERT TULIP	MT	85
166	4060	DUSK TULIP	MT	85
167	4061	OCEAN TULIP	MT	85
168	4062	WILD TULIP	MT	85
169	4065	COFFEE OLIVE	SD	84
170	4069	BRIGHT ZEBRANO	SD	85
171	4070	BLACK ZEBRANO	SD	85
172	4073	LIGHT ANEGRE	SD	87
173	4076	FOREST LARCH	SD	86
174	4089	NEO COUNTY	SD	85
175	4100	VINTAGE WHITE	MR	1
176	4100	VINTAGE WHITE	RM	13
177	4100	VINTAGE WHITE	HS	29
178	4100	VINTAGE WHITE	SHW	42
179	4100	VINTAGE WHITE	SD	65
180	4101	VINTAGE BROWN	MR	1
181	4101	VINTAGE BROWN	RM	13
182	4101	VINTAGE BROWN	HS	29
183	4101	VINTAGE BROWN	SHW	42
184	4101	VINTAGE BROWN	SD	65
185	4104	ROVERE LIGHT	MR	2
186	4104	ROVERE LIGHT	SD	55
187	4105	ROVERE DARK	MR	2
188	4105	ROVERE DARK	SD	55
189	4106	SMOKED OAK	SD	64
190	4107	GOLDEN VENEER	MR	6
191	4107	GOLDEN VENEER	RM	13
192	4107	GOLDEN VENEER	NA	18
193	4107	GOLDEN VENEER	SD	56
194	4108	VERAWOOD	NA	18
195	4108	VERAWOOD	AMZ	36
196	4108	VERAWOOD	SD	62
197	4112	● LIGHT MASTIC	RM	12
198	4112	● LIGHT MASTIC	OAK	19
199	4112	● LIGHT MASTIC	SD	53
200	4113	● DARK MASTIC	RM	12
201	4113	● DARK MASTIC	OAK	19
202	4113	● DARK MASTIC	SD	53
203	4402	EBIARA	RM	14
204	4402	EBIARA	NA	18
205	4402	EBIARA	OAK	22
206	4402	EBIARA	LT	34
207	4402	EBIARA	SW	37
208	4402	EBIARA	SD	64
209	4403	SOFT ASH	SD	62
210	4404	● CORDIA	OAK	20
211	4404	● CORDIA	SD	62
212	4506	CONIWOOD DAY	OAK	22
213	4506	CONIWOOD DAY	SD	60
214	4507	CONIWOOD EVE	OAK	22
215	4507	CONIWOOD EVE	SD	60
216	4510	ROSY MAHOGANY	MR	6

INDEX


Sr. No.	Design No.	Design Name	Finish	Page No.
217	4510	ROSY MAHOGANY	QC	44
218	4510	ROSY MAHOGANY	SD	88
219	4513	RAW BAMBOO	SD	86
220	4515	NATURAL ZEBRANO	SD	85
221	4526	CIVITA	MR	3
222	4526	CIVITA	RM	16
223	4526	CIVITA	LT	34
224	4526	CIVITA	VA	40
225	4526	CIVITA	SD	67
226	5016	WENGE	HS	28
227	5016	WENGE	AMZ	35
228	5016	WENGE	AP	47
229	5016	WENGE	SD	79
230	5021	ST. GRAIN WENGE	SD	79
231	5024	FOREST WALNUT	VA	39
232	5024	FOREST WALNUT	SD	80
233	5026	LIGHT PANEL (HZ)	SD	82
234	5029	EUROPEAN PINE	SD	67
235	5032	LIGHT MAHOGANY	SD	88
236	5036	RICH PINE	AP	47
237	5036	RICH PINE	SD	82
238	5039	CLASSIC WALNUT	SD	81
239	5041	WILD WENGE	QC	44
240	5041	WILD WENGE	VZ	49
241	5041	WILD WENGE	SD	79
242	5044	POLISHED LAPACHO	PS	46
243	5044	POLISHED LAPACHO	VZ	50
244	5044	POLISHED LAPACHO	SD	68
245	5045	NATURAL LAPACHO	AMZ	36
246	5045	NATURAL LAPACHO	PS	46
247	5045	NATURAL LAPACHO	VZ	50
248	5045	NATURAL LAPACHO	SD	68
249	5046	DYED LAPACHO	SHW	42
250	5046	DYED LAPACHO	VZ	50
251	5046	DYED LAPACHO	SD	68
252	5065	ROCK STRIPE	SD	86
253	5075	LIMBA WHITE	VA	39
254	5075	LIMBA WHITE	TWN	41
255	5075	LIMBA WHITE	VZ	49
256	5075	LIMBA WHITE	SD	55
257	5076	LIMBA BROWN	VA	40
258	5076	LIMBA BROWN	TWN	41
259	5076	LIMBA BROWN	VZ	49
260	5076	LIMBA BROWN	SD	55
261	5077	WENGE METTALINO	MR	4
262	5077	WENGE METTALINO	SD	80
263	5078	MONTEGO	SD	81
264	5080	BRENT WOOD	MR	3
265	5080	BRENT WOOD	SD	61
266	5081	ELEGANT LUMBER	SD	63
267	5082	LIMBALI	MR	3
268	5082	LIMBALI	SD	63
269	5101	SAWN LUMBER LIGHT	SD	69
270	5103	SOLAR OAK	AMZ	36

Sr. No.	Design No.	Design Name	Finish	Page No.
271	5103	SOLAR OAK	SW	38
272	5103	SOLAR OAK	SD	82
273	5104	LUNAR OAK	SW	38
274	5104	LUNAR OAK	SD	82
275	5106	INSPIRED CHERRY	SD	81
276	5108	SHADOW OAK	SD	80
277	5111	GOLDEN WENGE	HS	30
278	5111	GOLDEN WENGE	SD	79
279	5113	COFFEE SYCAMORE	SD	79
280	5114	ROYAL OAK	QC	44
281	5114	ROYAL OAK	SD	56
282	5115	ANTIQUE OAK	SD	63
283	5116	YELLOW OAK	SD	84
284	5118	DARK WAVE	SD	83
285	5120	MAKARATI	SD	61
286	5121	SUMMER WILLOW	MR	3
287	5121	SUMMER WILLOW	SD	72
288	5122	WINTER WILLOW	MR	3
289	5122	WINTER WILLOW	SD	72
290	5123	MARIANO	NA	17
291	5123	MARIANO	OAK	23
292	5123	MARIANO	SD	63
293	5124	LOCARNO	OAK	23
294	5124	LOCARNO	AMZ	36
295	5124	LOCARNO	PS	46
296	5124	LOCARNO	SD	58
297	5125	EUROPEAN YEW	RM	13
298	5125	EUROPEAN YEW	NA	17
299	5125	EUROPEAN YEW	OAK	23
300	5125	EUROPEAN YEW	SD	66
301	5130	CANARY WOOD	MR	5
302	5130	CANARY WOOD	TWN	41
303	5130	CANARY WOOD	SD	67
304	5131	MOABI	SD	56
305	5133	SOURWOOD	MR	4
306	5133	SOURWOOD	RM	15
307	5133	SOURWOOD	CW	26
308	5133	SOURWOOD	QC	43
309	5133	SOURWOOD	SD	54
310	5134	MARCHE	MR	6
311	5134	MARCHE	VN	45
312	5134	MARCHE	SD	62
313	5142	TORNILLO	RM	13
314	5142	TORNILLO	NA	17
315	5142	TORNILLO	OAK	21
316	5142	TORNILLO	SW	38
317	5142	TORNILLO	QC	44
318	5142	TORNILLO	SD	63
319	6016	CHERRY BEECH	SD	88
320	7012	NATURAL CARARA	SD	88
321	7022	CREAM CREST	SD	76
322	7023	GREY CREST	SD	76
323	7027	HAWAI CREAM	MR	8
324	7027	HAWAI CREAM	RM	15

Sr. No.	Design No.	Design Name	Finish	Page No.
325	7027	HAWAI CREAM	STO	32
326	7027	HAWAI CREAM	SD	74
327	7028	HAWAI GREY	MR	8
328	7028	HAWAI GREY	RM	15
329	7028	HAWAI GREY	STO	32
330	7028	HAWAI GREY	SD	74
331	7040	SUMMER	MR	9
332	7040	SUMMER	SD	77
333	7041	WINTER	MR	9
334	7041	WINTER	SD	77
335	7042	SILVER MEADOW	MR	10
336	7042	SILVER MEADOW	SD	76
337	7043	GOLDEN MEADOW	MR	10
338	7043	GOLDEN MEADOW	SD	76
339	7044	GOLDEN ROSES	SD	76
340	7045	SILVER ROSES	MR	10
341	7045	SILVER ROSES	SD	76
342	7046	PANAREA	SD	69
343	7047	HILL GREY	SD	78
344	7048	HILL SLATE	SD	78
345	7049	CLASSIC	SD	78
346	7050	BOLD	SD	78
347	7051	TUSKER	LT	33
348	7051	TUSKER	SD	77
349	7052	TUSKANO	LT	33
350	7052	TUSKANO	SD	77
351	7053	IMPERO	SD	82
352	7054	● ROMERO	RM	16
353	7054	● ROMERO	SD	61
354	7101	ICONIC	SW	37
355	7101	ICONIC	SD	82
356	7102	SEVILLA	MR	5
357	7102	SEVILLA	SD	69
358	7103	PLOMO	MR	9
359	7103	PLOMO	STO	32
360	7103	PLOMO	SD	74
361	7251	CAPELLA GREY	MR	8
362	7251	CAPELLA GREY	SD	75
363	7252	CAPELLA COPPER	MR	8
364	7252	CAPELLA COPPER	SD	75
365	8015	SALVATION	SD	67
366	8016	SILVER PEARL	MR	10
367	8016	SILVER PEARL	CW	25
368	8016	SILVER PEARL	SD	88
369	9010	QUEEN WOOD	SD	70
370	9011	KING WOOD	SD	65
371	9014	● COCOPLUM	RM	12
372	9014	● COCOPLUM	SD	57
373	9015	● CARBAHLO	RM	11
374	9015	● CARBAHLO	SD	57
375	9505	PALETTE KIWI	HS	28
376	9505	PALETTE KIWI	SD	68
377	9507	PALETTE KITE	SD	83
378	9510	PALETTE FALCON	SD	85

● New Shade

Sr. No.	Design No.	Design Name	Finish	Page No.
379	9511	PALETTE GOSHAWK	SD	83
380	9512	PALETTE IBIS	SD	85
381	9518	PALETTE HAWFINCH	SD	86
382	9521	PALETTE CEDAR DARK (HZ)	SD	82
383	9525	PALETTE CRAFT DARK (HZ)	SD	82
384	9534	PALETTE SULA	SD	65
385	9534	PALETTE SULA	HS	28
386	9534	PALETTE SULA	PA	48
387	9539	CASANORA	QC	44
388	9539	CASANORA	VN	45
389	9539	CASANORA	SD	67
390	9540	SEMOLINA	STO	31
391	9540	SEMOLINA	SD	74
392	9541	PIETRA LIGHT	MR	7
393	9541	PIETRA LIGHT	LLU	27
394	9541	PIETRA LIGHT	SD	73
395	9542	PIETRA DARK	MR	7
396	9542	PIETRA DARK	LLU	27
397	9542	PIETRA DARK	SD	73
398	9543	BUNRATTY OAK	RM	16
399	9543	BUNRATTY OAK	OAK	24
400	9543	BUNRATTY OAK	SD	54
401	9600	PALETTE SWAN	SD	86
402	9602	PALETTE WREN	SD	88
403	9613	PALO SANTO	PA	48
404	9613	PALO SANTO	SD	64
405	9615	AUTUMN ELM	SD	64
406	9620	LAVISH	SD	59
407	9626	DENSE WOOD	SW	38
408	9626	DENSE WOOD	SD	83
409	9635	YOKO BELLY	SD	84
410	9638	FOX ELM	SD	64
411	9644	CREAM ESSENCE	SD	56
412	9646	WILD TESTERA	SD	71
413	9647	DENSE TESTERA	SD	71
414	9650	HAZEL NUT	SHW	42
415	9650	HAZEL NUT	VN	45
416	9650	HAZEL NUT	SD	66
417	9651	MARACAIBO	SD	83
418	9801	LEVANTO	STO	31
419	9801	LEVANTO	SD	74
420	9802	GIALLO	SD	74
421	9805	VIROLA	SD	84
422	9806	CHALET	SD	60
423	9807	WALLABA	SD	62



For Inquiries:

Zone North		Zone East		Zone West		Zone South	
City	Contact Nos.	City	Contact Nos.	City	Contact Nos.	City	Contact Nos.
• Delhi	- 08527593011	• Kolkata	- 09331707878	• Mumbai	- 09322442605	• Bengaluru	- 08861300376
• Chandigarh	- 09316141613	• Ranchi	- 09308953002	• Ahmedabad	- 09327394717	• Chennai	- 08754425123
• Dehradun	- 09359955576	• Guwahati	- 09331707878	• Pune	- 09322442605	• Hyderabad	- 08790996379
• Lucknow	- 09305567929	• Bhubaneshwar	- 09338444044	• Nagpur	- 09004445692		
• Jaipur	- 09001991052	• Patna	- 09331707878				
• Indore	- 09752497971						
• Raipur	- 09752497971						



Shirdi Industries Ltd.
(An ISO 9001:2015 Certified Company)

Head Office:

'A' Wing, 2nd Floor, Mhatre Pen Bldg., Senapati Bapat Marg, Dadar (W), Mumbai - 400 028, Maharashtra, INDIA.
Tel : +91-22-2431 8550 (10 Lines) Fax : +91-22-2437 2200

Central Marketing Office:

18, Prime Centre, 2nd Floor, S.V. Road, Santacruz (W), Mumbai - 400 054, Maharashtra, INDIA.
Tel: +91-22-6710 1111 Fax: +91-22-6710 1122

Plants:

• Sector 9, Plot No. 1, IIE Sidcul, Pantnagar, District: U.S. Nagar, Uttarakhand, INDIA.

Website: www.asisindia.com • Email: corporate@asisindia.com, marketing@asisindia.com